

HOME LEARNING FARM



- Old McDonald had a farm
- 5 little ducks
- Dingle dangle scarecrow
- Baa baa woolly sheep



- Big barn farm-CBeebies
- Peppa Pig at the farm
- Barnyard
- Peter Rabbit



- What the ladybird heard
- Little red hen
- The tiny seed
- On the farm




Activity ideas to do at home.



Fresh Grass Sensory Bin



MORE ACTIVITIES

-  1 Curl up like an egg.
-  2 Crawl like a caterpillar.
-  3 Be as still as a chrysalis.
-  4 Fly like a butterfly.



ANIMAL HABITAT

● ● ● *Sorting* ● ● ●



Below are some more activities you can do with your child.

Follow the instructions on this sheet to make your own playdough – no cooking or hot water required!

No-Cook Playdough



Ingredients

- 2 cups plain flour
- 1 cup salt
- 1 tbsp oil
- 1 cup cold water
- 2 drops liquid food colouring – any colour of your choosing

Method

1. Mix the flour and salt together in a large mixing bowl.
2. Add the cold water, oil and drops of food colouring and mix together.
3. When your ingredients are well mixed, take them out of your bowl and place your dough onto a flat surface, such as greaseproof paper.
4. Knead vigorously for a few minutes, until your dough feels like playdough and all of the stickiness has gone.

What is kneading?

This is when you press, massage, squeeze and fold your dough.

If your dough is too wet, add a little extra flour and carry on kneading.

If your dough is too dry and crumbly, add an extra drop of cold water and carry on kneading.

Make sure you add any extra ingredients a little bit at a time.


Five Little Chicks

(Sing to the tune of '5 Little Ducks')

Five little chicks went walking one day,
Into the barn and around the hay.
Mother hen says, "Cluck, cluck, cluck, CLACK!"
And 4 little chicks came wandering back.

Repeat with four, three and two.

One little chick went walking one day,
Into the barn and around the hay.
Mother Hen says, "Cluck, cluck, cluck, CLACK!"
And 5 little chicks came wandering back.



Jumping Up and Down on a Tractor Song

Jumping up and down on a big red tractor,
Jumping up and down on a big red tractor,
Jumping up and down on a big red tractor,
All the way to the harvest.

For additional verses, let the children think
of a colour and a destination
for the tractor, e.g.

Jumping up and down on a big yellow
tractor...all the way to the seaside.

Jumping up and down on a big blue
tractor...all the way to the funfair.





Chocolate Mud

Edible Sensory Recipe

You will need:

Chocolate powdered dessert

Chocolate sponge

Water /milk

Small farm animals and vehicles


Large tub/tray

Method

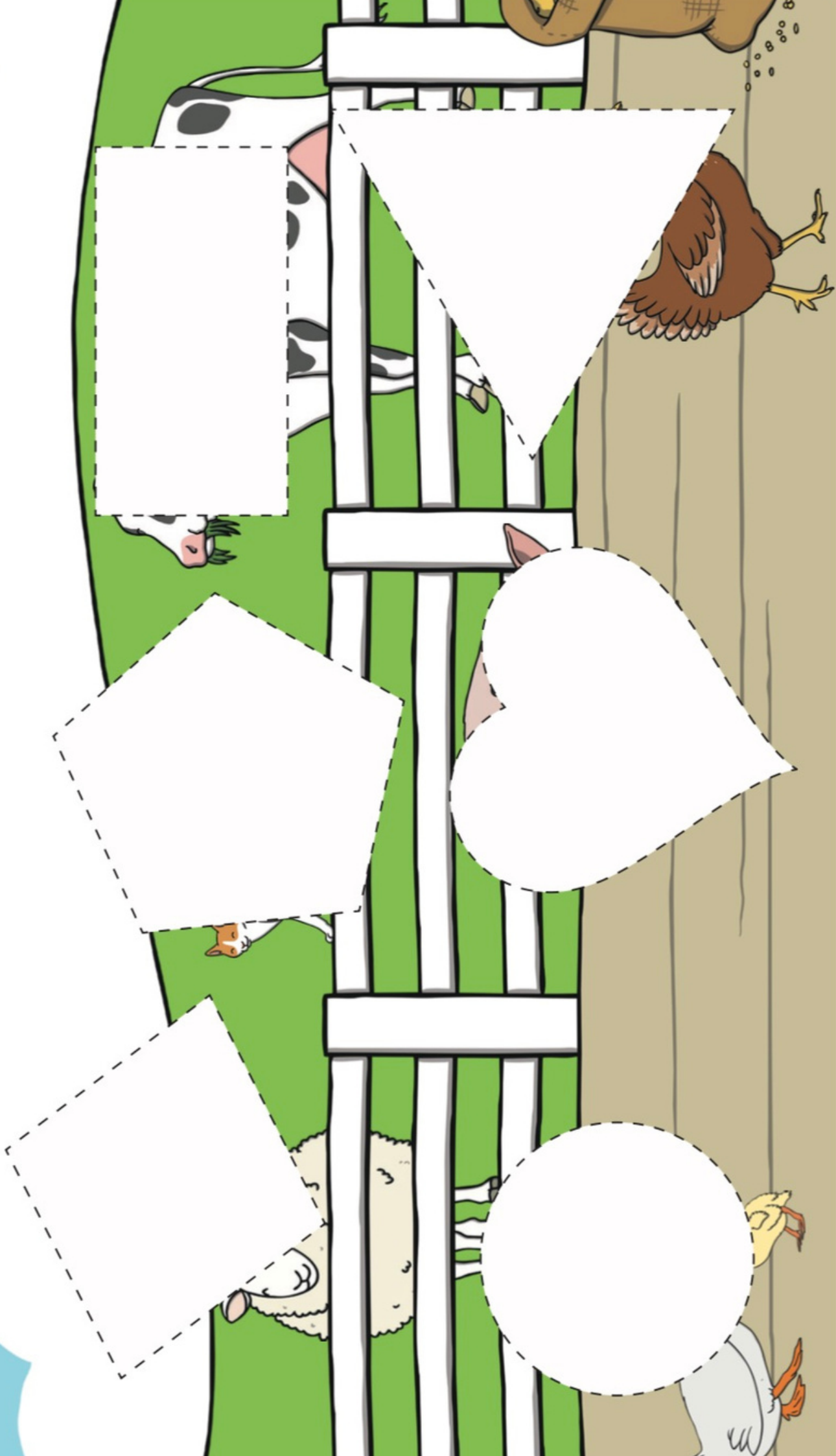
1. Make up the chocolate dessert as instructed on packet. This will become edible 'mud'!
2. Pour the dessert into the tub and crumble the sponge into the mixture.
3. Anything can be added to the 'mud' to fit in with the theme (farm animals, farm vehicles.)
4. Do the children like the feel of the 'mud'? Do they enjoy re-enacting a farm scene in the muddy field?

*This recipe is intended to be used as soon as it has been made and not to be stored for future use.





Fix The Picture – Farm Animals



Fix The Picture – Farm Animals

Cut out the shapes and stick them on to fix the picture.

